Guide to completing Hallym midterm and final course evaluations (allowing you to see your grades at the end of the semester)



1. Log in to Hallym Student Intergrated System here.

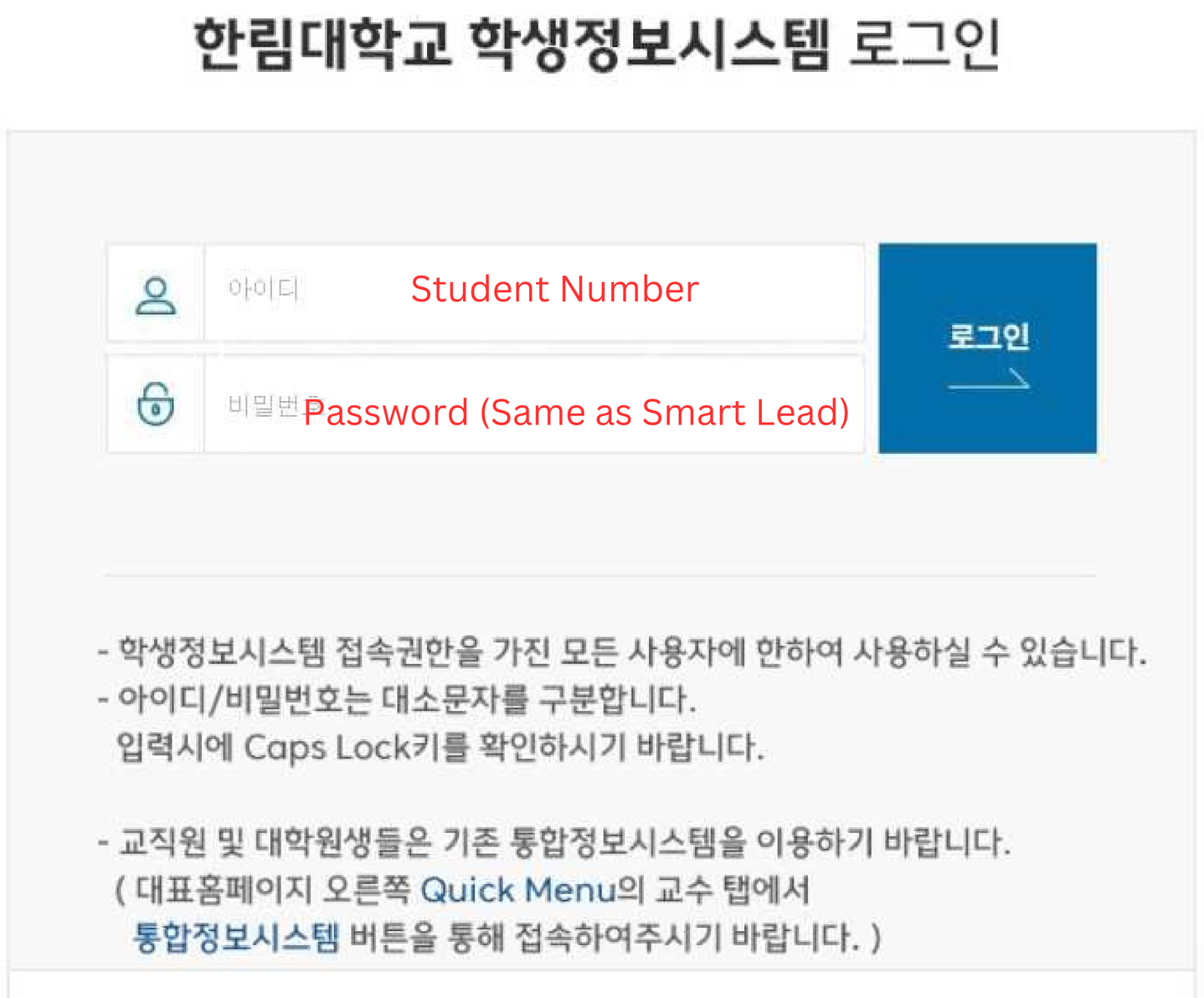

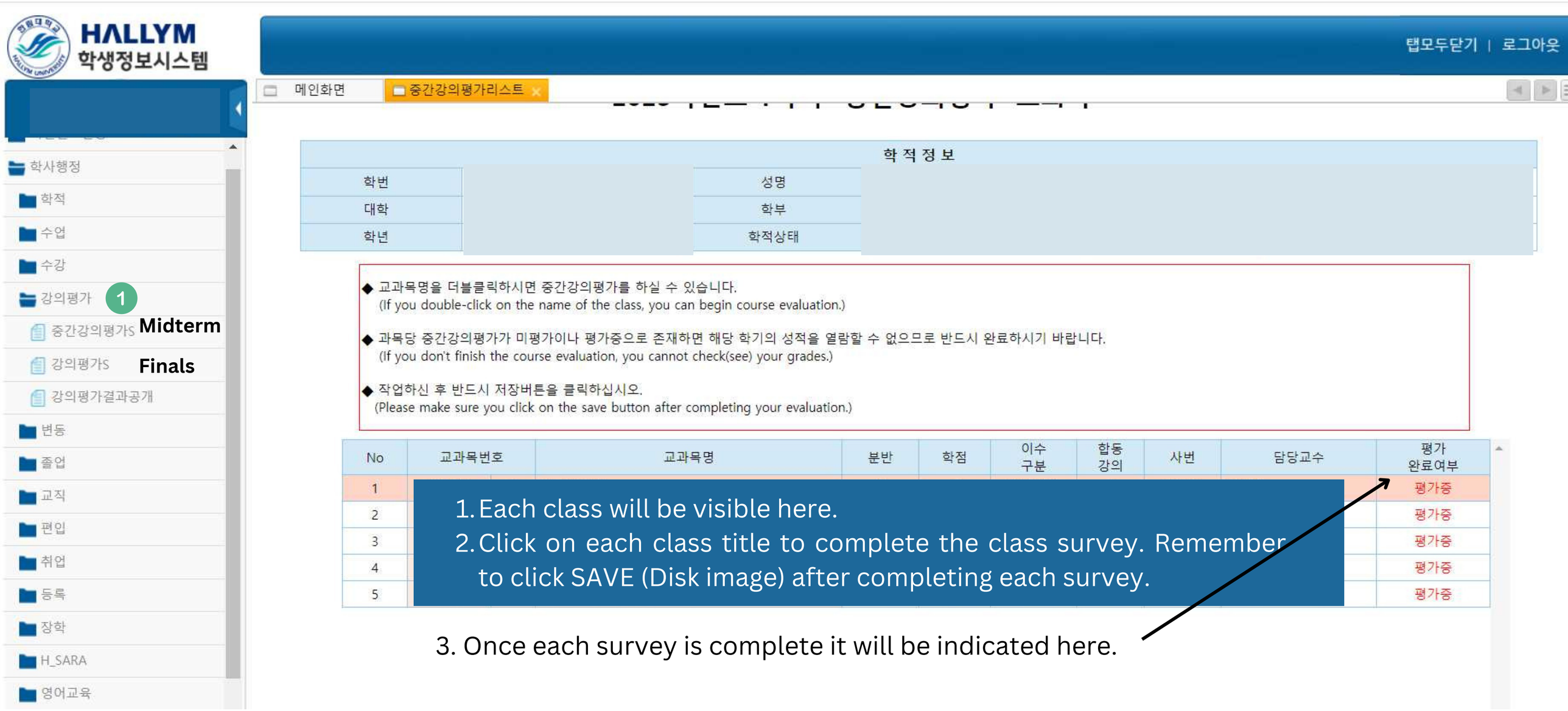

1 Click the indicated folder for the drop down bar to appear. Then select either the midterm or final class evaluation depending upon the period. Then follow the instructions (above).

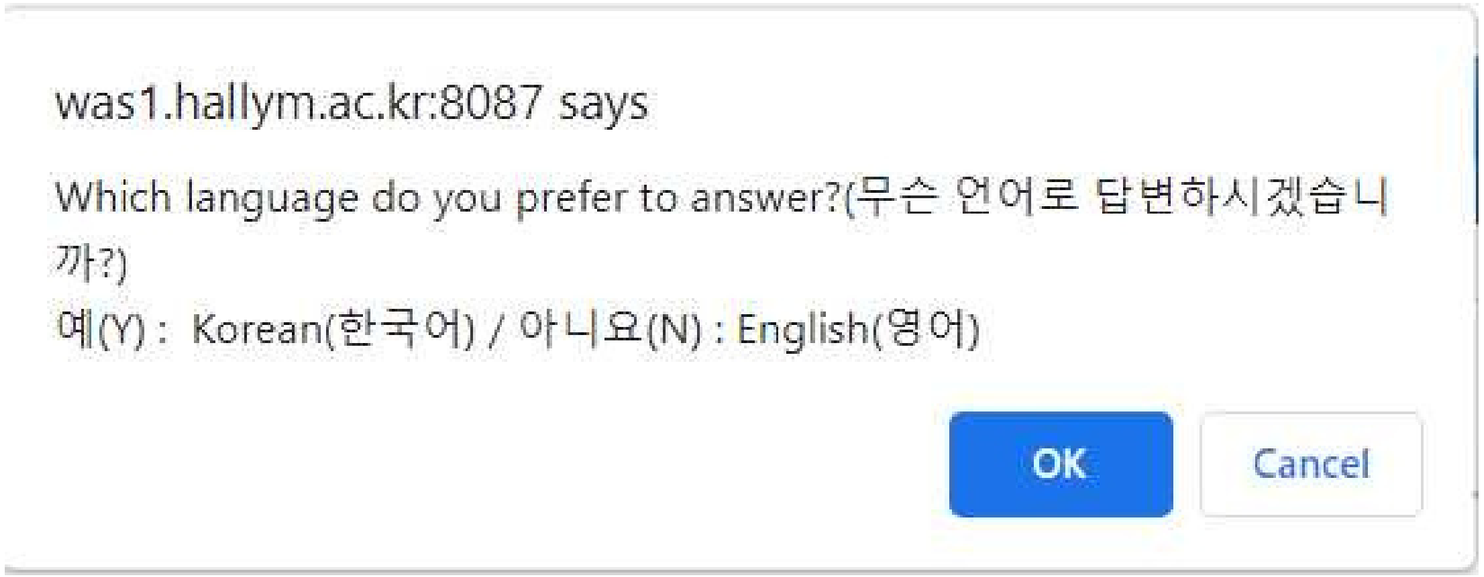

When you click on one of the course (class) titles you will see this pop up.

Click 'cancel' to get the survey in English. Click 'ok' if you wish to take the survey in Korean.

◆ After completing the evaluation questionnaire, click on the save button.
◆ The Likert Scale : 1(Strongly Disagree), 2(Disagree), 3(Neutral), 4(Agree), 5(Strongly Agree)

Evaluation factors	Evaluation Items	Point 1	Point 2	Point 3	Point 4	Point 5
Objective Question	1. The professor followed the lesson plan and informed the students of any changes in advance.	○	○	○	○	○
	2. The syllabus contains sufficient information about the lecture (lecture objectives, content, methods, assessments, etc.).	○	○	○	○	○
	3. The lecture content achieved the lesson objectives.	○	○	○	○	○
	4. The course materials(textbooks, references, videos, etc.) were helpful in understanding the learning content.	○	○	○	○	○
	5. The teaching method was effective in helping students understand the content.	○	○	○	○	○
	6. The professor assisted learning activities through interaction (feedback, Q&A, interviews, emails, direct messages, etc.).	○	○	○	○	○
	7. Evaluation of attendance, assignments, tests, etc., followed reasonable standards.	○	○	○	○	○
	8. Overall, I am satisfied with this class.	○	○	○	○	○
	9. As a student, I took part in this class enthusiastically and sincerely.	○	○	○	○	○
	10. This class was more challenging than my learning level.	○	○	○	○	○
Descriptive Question	11. Please comment on the strengths or areas of possible improvement for this class.					

6byte 이상 입력하시기 바랍니다.

저장

Answer each question (1 point lowest score) (5 points highest score).

You must also write a short written comment in box 11 for the form to save.

If you do not wish to make comment please just write something like 'no additional comment' to allow the form to save.

THEN remember to click the disk icon to save.

Repeat the process for all other remaining classes.

Viewing Final Grades (which can only be viewed if you complete the evaluations before the deadlines)

